

Scaled data based on original data using
LM-79-08 Approved Method: Electrical and Photometric Measurements of Solid-
State Lighting Products

Test Report Prepared for
Cooper Lighting Solutions
(formerly Eaton)

Brand: McGRAW-EDISON

Report Number: P386383

Luminaire Tested: **GWC-SA2A-740-U-RW**

Issue Date: 3/3/2020

Test Information

Test Method: LM-79-08
Report Number: P386383
TEST IS SCALED FROM IESNA LM-79-08 TEST DATA (G2-1903-205-7)
Test Lab: INNOVATION CENTER
Issue Date: 3/3/2020
Manufacturer: COOPER LIGHTING SOLUTIONS (FORMERLY EATON)
Product Line: MCGRAW-EDISON
Catalog Number: GWC-SA2A-740-U-RW
Description: GALLEON WALL LUMINAIRE
(2) 70 CRI, 4000K, 615mA LIGHTSQUARES WITH 16 LEDS EACH AND RECTANGULAR WIDE OPTICS
Light Source: -
Ballast/Driver: ELECTRONIC DRIVER

Summary

Lumens per Lamp: N/A
Luminaire Lumens: 9941 lumens
Efficiency: N/A
Efficacy: 150.6 lumens/watt
Luminous Opening: Rectangular (W 1' x L: 0.5' x H: 0')
IES Classification: Type III - Short
BUG Rating: B3 - U0 - G3

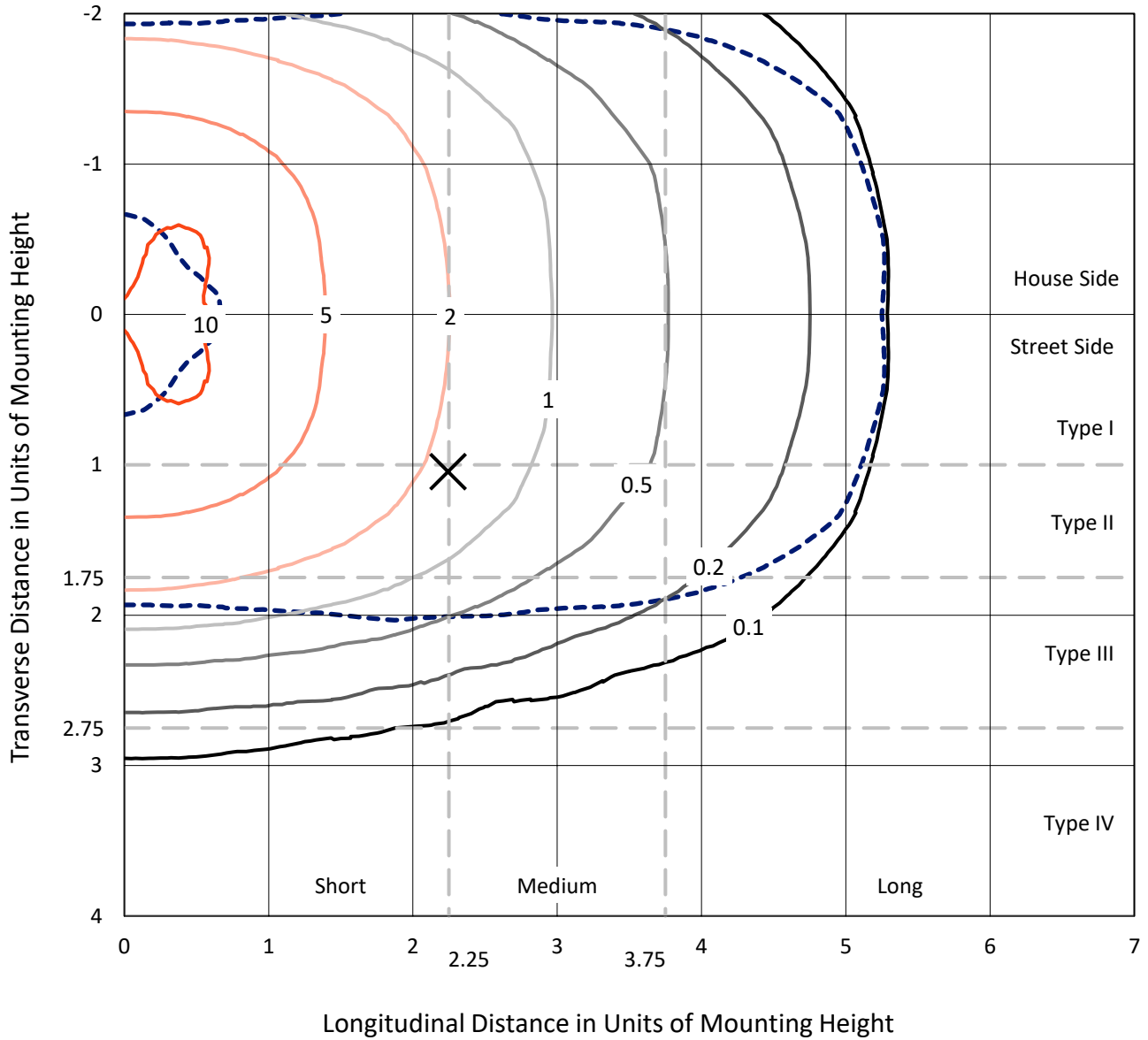
Input Watts (W): 66
Input Voltage (V): NR
Input Current (A_{in}): NR
Voltage Rise (V): NR
Power Factor: NR
Total Harmonic Distortion (THDi): NR
Frequency (hertz): 60
Stabilization Time: NR
Operation Time: NR
Ambient Temperature (°C): NR
Test Distance: 24 FT



REPORT NUMBER: P386383
 CATALOG NUMBER: GWC-SA2A-740-U-RW

Iso-Footcandle Lines of Horizontal Illumination

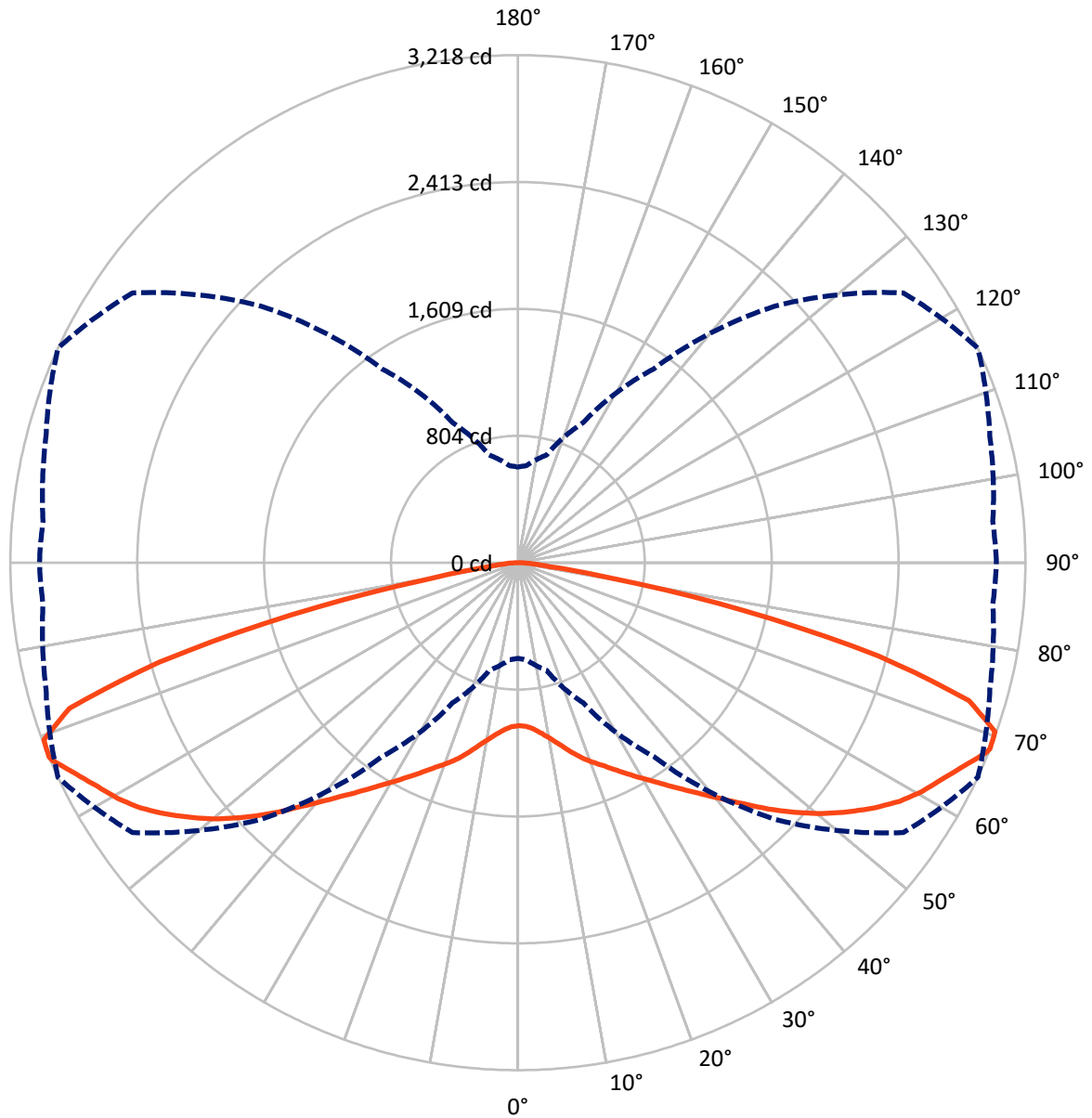
× Max cd
 - - - 1/2 Max cd



Based on 10 foot mounting height. Maximum calculated value = 11.7 fc
 Type III - Short - N/A

REPORT NUMBER: P386383
CATALOG NUMBER: GWC-SA2A-740-U-RW

Luminous Intensity Polar Plot



— Vertical Plane Through 65-Deg Lateral - - - Horizontal Cone Through 68-Deg Vertical

REPORT NUMBER: P386383

CATALOG NUMBER: GWC-SA2A-740-U-RW

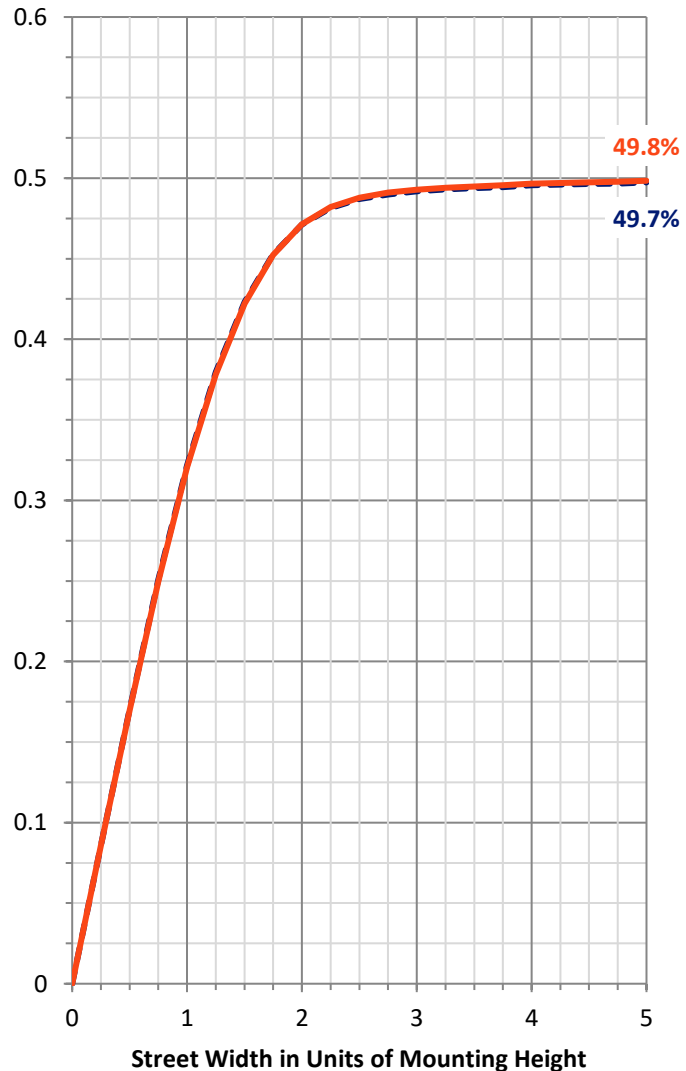
FLUX DISTRIBUTION:

		Downward	Upward	Total
House Side	Lumens	4970.5	0.0	4970.5
	% Fixture	50.0	0.0	50.0
Street Side	Lumens	4970.5	0.0	4970.5
	% Fixture	50.0	0.0	50.0
Total	Lumens	9941.0	0.0	9941.0
	% Fixture	100.0	0.0	100.0

ZONAL LUMENS:

Zone	Lumens	% Fixture
0°-10°	101.2	1.0
10°-20°	338.9	3.4
20°-30°	660.7	6.6
30°-40°	1109.9	11.2
40°-50°	1748.8	17.6
50°-60°	2338.7	23.5
60°-70°	2273.6	22.9
70°-80°	1242.8	12.5
80°-90°	126.4	1.3
90°-100°	0.0	0.0
100°-110°	0.0	0.0
110°-120°	0.0	0.0
120°-130°	0.0	0.0
130°-140°	0.0	0.0
140°-150°	0.0	0.0
150°-160°	0.0	0.0
160°-170°	0.0	0.0
170°-180°	0.0	0.0
0°-90°	9941.0	100.0
0°-180°	9941.0	100.0

Coefficient of Utilization



REPORT NUMBER: P386383

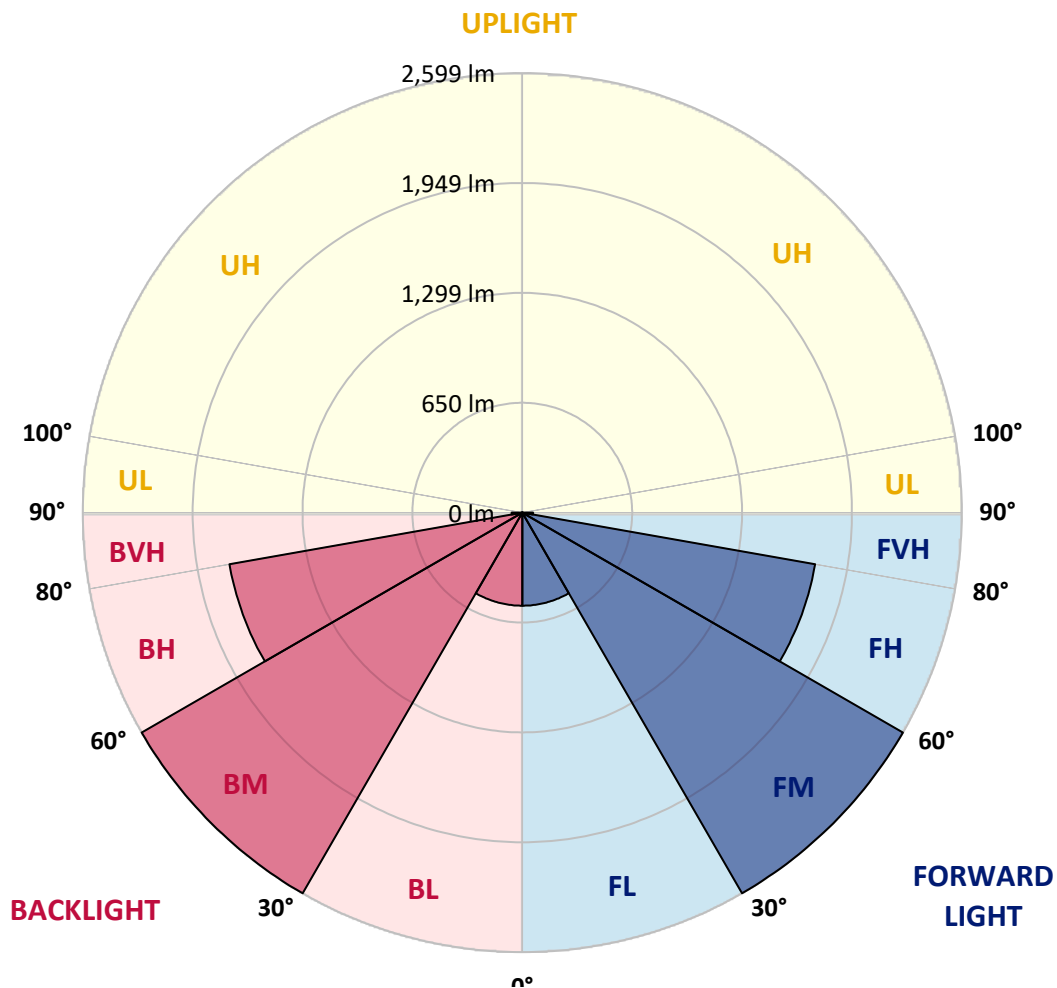
CATALOG NUMBER: GWC-SA2A-740-U-RW

LUMINAIRE CLASSIFICATION SYSTEM LUMEN TABLE AND BUG RATING:

Zone	Lumens	% Fixture	Zone Rating/Lumen Limit		
			B	U	G
FL (0°-30°)	550.4	5.5			
FM (30°-60°)	2598.7	26.1			
FH (60°-80°)	1758.2	17.7			G1/1800
FVH (80°-90°)	63.2	0.6			G1/100
BL (0°-30°)	550.4	5.5	B2/1000		
BM (30°-60°)	2598.7	26.1	B3/5000		
BH (60°-80°)	1758.2	17.7	B3/2500		G3/2500
BVH (80°-90°)	63.2	0.6			G1/100
UL (90°-100°)	0.0	0.0		U0/0	
UH (100°-180°)	0.0	0.0		U0/0	

BUG Rating: B3-U0-G3

Type III Short





REPORT NUMBER: P386383

CATALOG NUMBER: GWC-SA2A-740-U-RW

CANDELA DISTRIBUTION (FULL):

	0°	5°	15°	25°	35°	45°	55°	65°	75°	85°	90°
0°	1033.6	1033.6	1033.6	1033.6	1033.6	1033.6	1033.6	1033.6	1033.6	1033.6	1033.6
2.5°	1026.3	1026.6	1028.3	1030.3	1032.0	1036.3	1037.3	1039.0	1039.6	1041.3	1041.3
5°	1017.3	1018.0	1022.0	1027.3	1033.3	1044.0	1051.6	1060.3	1064.6	1069.3	1069.0
7.5°	1016.3	1018.0	1023.6	1032.3	1042.3	1060.0	1076.0	1093.3	1105.0	1115.6	1115.0
10°	1026.6	1029.3	1037.3	1050.3	1065.3	1087.3	1111.0	1134.3	1154.6	1171.0	1171.6
12.5°	1042.3	1045.6	1058.3	1078.0	1100.6	1129.0	1157.0	1183.3	1211.3	1235.6	1237.6
15°	1063.0	1067.3	1086.3	1115.6	1150.3	1184.0	1214.0	1241.0	1273.3	1307.0	1310.3
17.5°	1093.6	1099.6	1124.6	1164.3	1210.0	1247.0	1278.3	1298.6	1325.6	1360.3	1366.6
20°	1140.3	1148.0	1179.6	1227.0	1282.6	1321.3	1345.3	1349.6	1363.0	1394.0	1401.3
22.5°	1201.0	1207.6	1243.0	1299.3	1361.6	1403.6	1416.3	1399.0	1397.6	1422.6	1429.6
25°	1268.6	1274.6	1315.6	1379.0	1445.9	1492.3	1491.9	1458.3	1434.9	1454.3	1461.6
27.5°	1344.6	1354.0	1393.3	1459.9	1531.6	1577.3	1574.6	1522.6	1478.3	1483.3	1489.6
30°	1431.9	1442.3	1480.6	1548.3	1619.9	1664.6	1661.3	1592.6	1525.9	1512.6	1517.3
32.5°	1540.3	1552.6	1588.9	1655.6	1718.9	1759.3	1749.6	1668.6	1583.3	1554.3	1558.6
35°	1670.6	1677.9	1716.3	1781.9	1833.3	1860.9	1840.6	1756.6	1655.9	1620.9	1620.9
37.5°	1802.6	1808.3	1851.3	1914.9	1964.6	1979.3	1939.6	1852.9	1750.9	1701.3	1702.3
40°	1929.3	1944.6	1992.9	2058.3	2107.3	2111.3	2058.6	1962.9	1856.6	1805.3	1811.3
42.5°	2061.6	2076.6	2134.3	2208.3	2251.6	2258.3	2196.6	2086.3	1975.9	1934.3	1940.9
45°	2179.6	2191.6	2258.3	2344.3	2398.2	2415.6	2342.6	2227.6	2104.9	2064.3	2065.9
47.5°	2261.9	2277.6	2350.9	2452.2	2530.9	2557.6	2485.9	2365.2	2231.9	2182.6	2186.9
50°	2336.6	2344.9	2419.2	2529.9	2629.9	2684.9	2623.6	2501.2	2360.2	2307.9	2312.6
52.5°	2378.2	2388.9	2460.9	2576.2	2694.6	2783.2	2745.9	2623.6	2484.2	2433.2	2438.9
55°	2349.3	2357.2	2443.6	2586.6	2734.6	2843.9	2849.6	2743.2	2605.9	2561.2	2577.2
57.5°	2217.3	2227.3	2332.6	2519.9	2739.6	2884.9	2927.6	2854.2	2719.6	2683.2	2692.6
60°	2010.9	2017.3	2129.6	2340.3	2642.2	2901.9	2977.2	2944.9	2830.9	2794.6	2807.2
62.5°	1643.3	1652.6	1786.9	2069.3	2436.6	2851.6	3025.2	3019.9	2934.6	2901.2	2912.6
65°	1123.3	1139.6	1288.3	1645.3	2119.6	2697.6	3068.9	3107.2	3026.2	2984.2	2999.2
67.5°	678.3	690.3	798.0	1086.3	1621.9	2386.9	3023.9	3206.6	3090.9	3023.2	3035.6
68°	606.3	617.3	707.3	980.3	1500.3	2299.3	2982.9	3217.9	3097.9	3022.6	3033.6
70°	366.3	373.7	434.0	606.0	1000.3	1823.9	2703.2	3208.6	3142.6	3031.9	3038.2
72.5°	238.7	241.0	251.0	311.0	511.0	1020.0	2028.9	2989.9	3209.6	3086.2	3085.2
75°	198.3	197.0	198.0	205.0	252.0	447.3	1185.6	2361.9	3059.6	3000.6	2979.6
77.5°	167.7	166.7	166.3	166.7	168.7	216.0	514.6	1471.3	2341.3	2654.2	2672.9
80°	135.7	134.3	138.7	136.7	130.7	134.3	215.7	612.0	1103.6	1187.3	1112.6
82.5°	98.7	93.7	112.3	107.0	102.0	94.7	119.0	197.7	263.3	180.7	127.0
85°	76.0	70.7	85.3	82.0	70.0	48.3	70.7	96.7	106.7	61.0	48.0
87.5°	31.0	32.7	61.7	48.7	41.0	23.3	29.0	38.7	52.0	26.0	20.0
90°	0.0	0.0	0.0	0.0	0.0	0.0	0.0	0.0	0.0	0.0	0.0

Signify Classified - Internal
Cooper Lighting Solutions Photometric Lab
1121 Highway 74 South
Peachtree City, GA 30269

Scaled Data Report



Report Generated By 670245982

Signify Classified - Internal
Cooper Lighting Solutions Photometric Lab
1121 Highway 74 South
Peachtree City, GA 30269

Scaled Data Report



Signify Classified - Internal
Cooper Lighting Solutions Photometric Lab
1121 Highway 74 South
Peachtree City, GA 30269

Scaled Data Report



Signify Classified - Internal
Cooper Lighting Solutions Photometric Lab
1121 Highway 74 South
Peachtree City, GA 30269

Scaled Data Report





--- HS — SS

Signify Classified - Internal
Cooper Lighting Solutions Photometric Lab
1121 Highway 74 South
Peachtree City, GA 30269

Scaled Data Report



u

Signify Classified - Internal
Cooper Lighting Solutions Photometric Lab
1121 Highway 74 South
Peachtree City, GA 30269

Scaled Data Report



(END OF REPORT)